

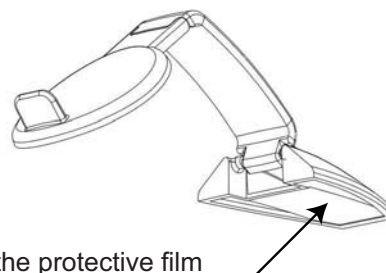
Privacy Cover

TANDBERG 1000

1 TANDBERG 1000 Privacy Cover

If you want to be able to physically blind your camera, install the TANDBERG 1000 Privacy Cover.


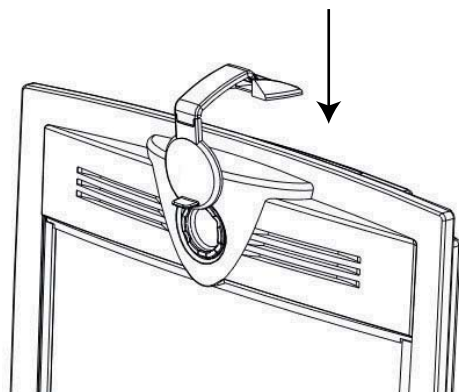
When the Privacy cover is closed, a black video image will be transmitted in place of your video image when you are in a call.



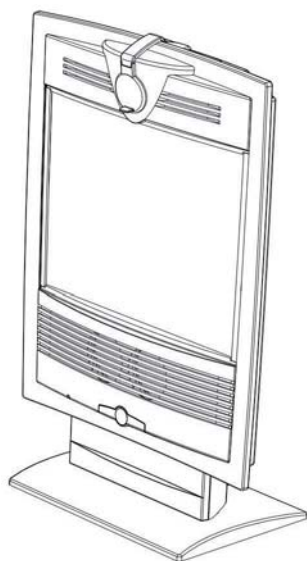
Remove the protective film from the tape before mounting

2 Mount the Privacy Cover


Position the privacy cover centered on top of the TANDBERG 1000



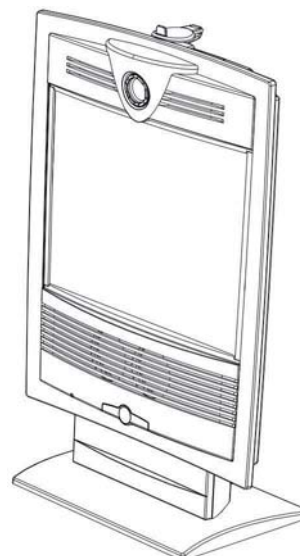
3 Use of the Privacy Cover



Closed position



Open position



Fold back position